

BVHARCHITECTURE

ADDENDUM

PROJECT: Wayne State College **PROJECT NO.:** 19024
Campus Monument Sign

TO: Prospective Bidders **DATE:** 5/9/2019

FROM: BVH Architecture **ADDENDUM NO.:** #1

This Addendum is issued by the Architect to all bidders of record prior to receipt of proposals. Bidders shall acknowledge receipt of this addendum by so indicating on the Proposal Form. Failure to do so may subject Bidder to disqualification.

All information and instructions given herein shall become a part of the Contract Documents.

GENERAL

1. Site staging should be in Lot 9 behind Morey Hall. Site staging will not be allowed in the turning lane of 10th Street.

DRAWINGS

1. A0.1 - COVER SHEET AND SITE PLAN
 - a. Detail 1 - Architectural Site Plan.
 - i. Added existing site utilities to Architectural Site Plan. General contractor is responsible for field verifying existing site utilities. General contractor is responsible for working around existing site utilities. General contractor is responsible for patching/repairing lawn sprinkler system as needed.
 - ii. Salvage ID Sign Post and return to owner.
2. SE1.0 - ELECTRICAL SITE PLANS
 - a. The existing exterior panel is a 20 circuit breaker panel, not 30 as indicated in sheet note 6, sheet SE1.0
 - b. The circuit directory in the existing exterior panel is not accurate. Utilize spare breaker 13 to serve the monument sign and replace breaker 15 with a GFCI breaker to serve the receptacle at the sign.

END OF ADDENDUM

BVHARCHITECTURE

440 N 8th St, Ste 100 Lincoln, NE 68508 / 402.475.4551 // 901 Jones St Omaha, NE 68102 / 402.345.3060

WSC CAMPUS MONUMENT SIGN

1111 MAIN STREET
WAYNE, NE 68787


BVH PROJECT NO. 19024

CONTRACT DOCUMENTS

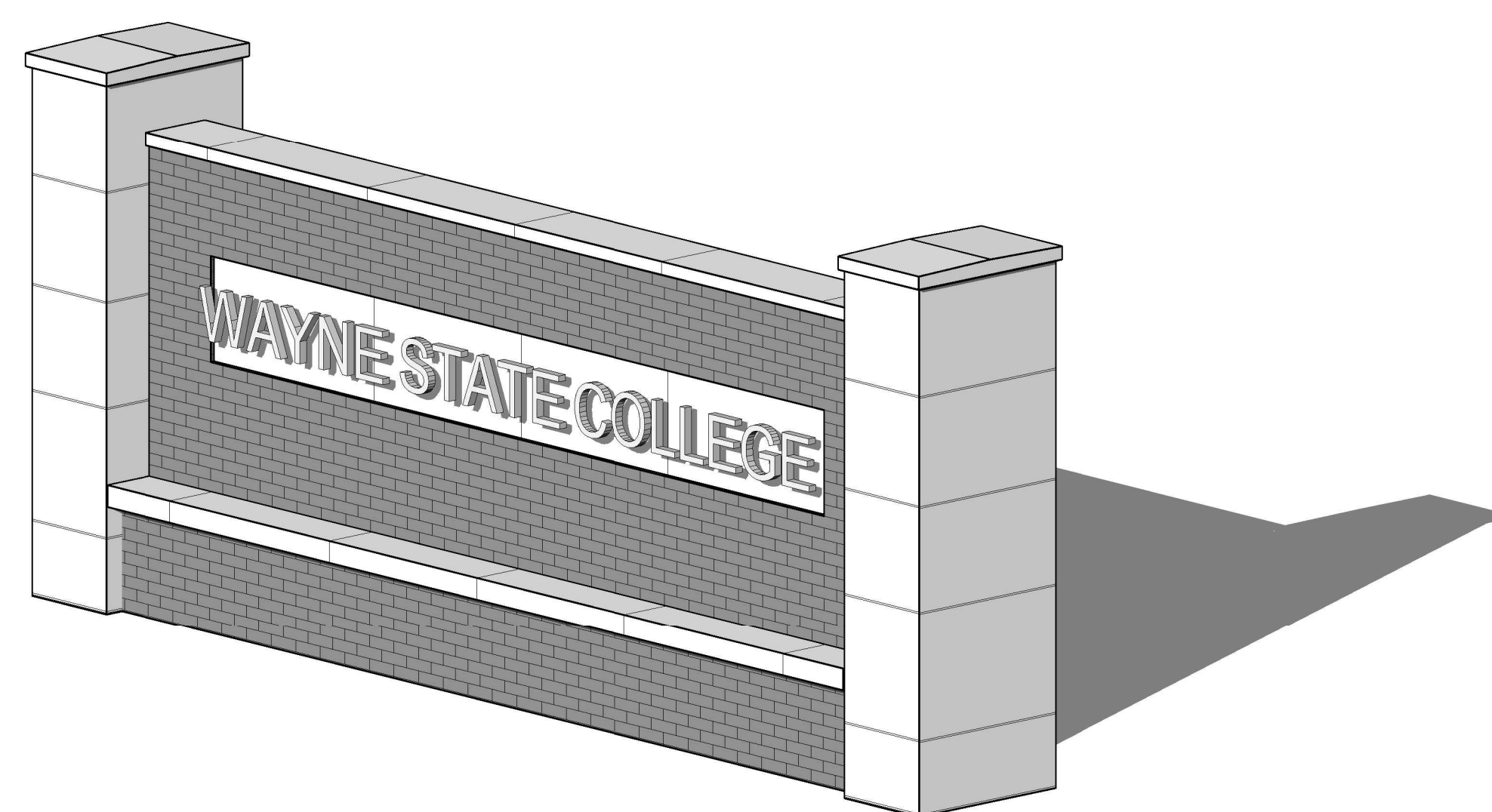
ARCHITECT
BVH ARCHITECTURE
440 N 8TH ST STE 100
LINCOLN NE 68508
V 402 475 4551
F 402 475 0226
bvh.com

ELECTRICAL
OLSSON ASSOCIATES
601 P STREET STE 200
LINCOLN, NE 68508
V 402 474 6311
olsson.com

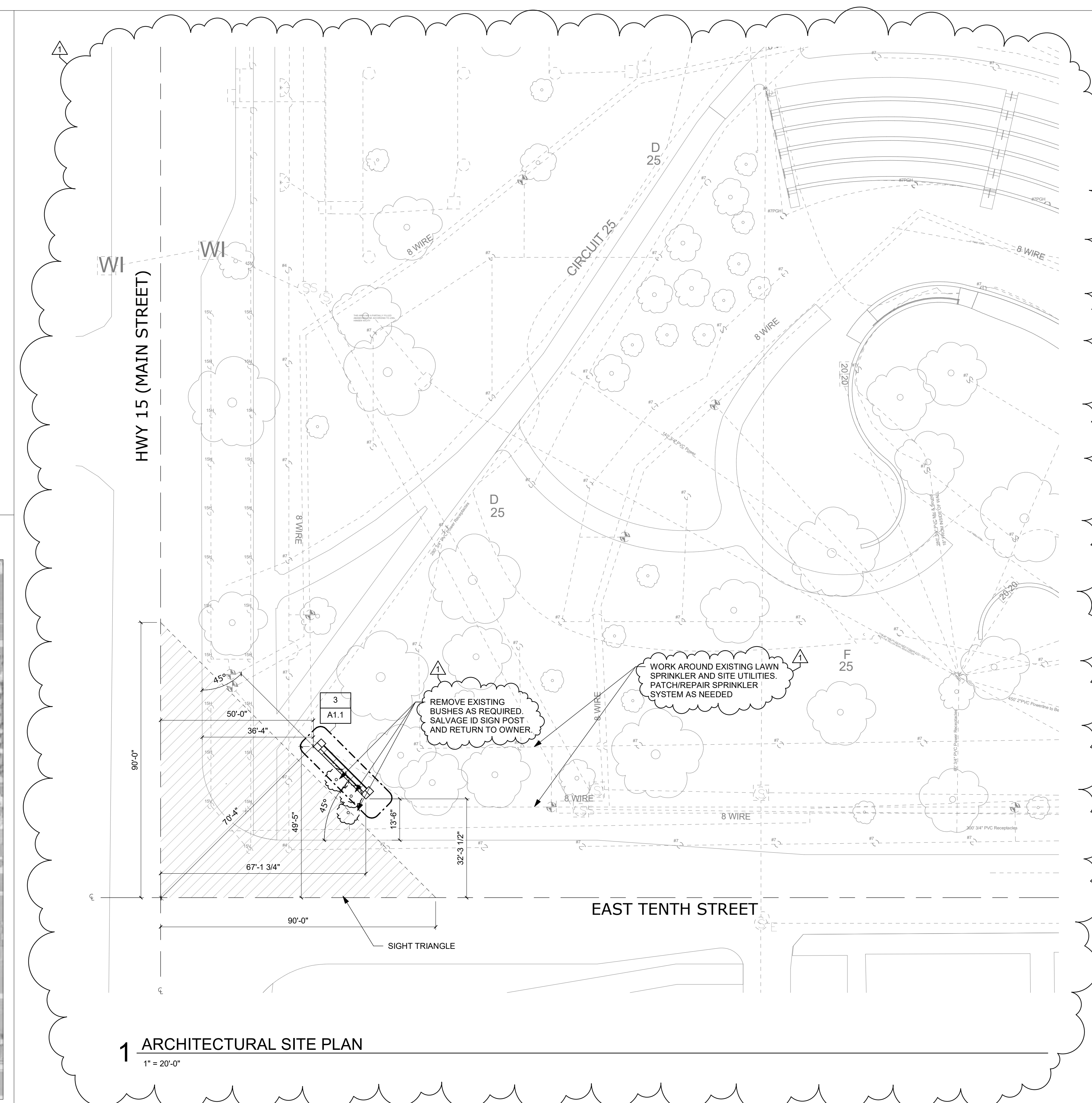
COORDINATING PROFESSIONAL



I, MICHAEL E. DAILY, CERTIFY THAT I AM THE COORDINATING PROFESSIONAL FOR THE:
WAYNE STATE COLLEGE CAMPUS MONUMENT SIGN PROJECT.



3 3D VIEW



1 ARCHITECTURAL SITE PLAN
1" = 20'-0"

VICINITY PLAN




ARCHITECTURAL DRAWINGS
A0.1 COVER SHEET AND SITE PLAN
A1.1 ENTRY MONUMENT DETAILS

ELECTRICAL DRAWINGS
SE1.0 ELECTRICAL SITE PLANS

| REVISIONS SCHEDULE | | |
|--------------------|----------|-------------|
| MARK | DATE | DESCRIPTION |
| 1 | 5/9/2019 | ADDENDUM #1 |

WSC CAMPUS MONUMENT SIGN

PROJECT: 19024 DATE: 04.23.19



COVER SHEET AND SITE PLAN



A0.1